

MP-35

White Paint for Detecting Magnetic Particle

Aerosol 450ml/can, 20cans/Box



When you want to detect with the normal magnetic particle, spray white paint on the surface of the object that needs to be tested and dry it. Then test by spraying SM-15 (Normal Magnetic particle). This product can make easier to find the minute defect by having clear Contrast.

Since MP-35 (White Paint) can be removed with thinner after testing, it is very convenient.

Uses

MP-35 (White Paint) maximizes the color contrast of SM-15 (Normal Magnetic particle) and makes easy to check with naked eye.

Component

MP-35 is composed with mixture of white powder and oil base.

Properties

Division	Unit	Properties
Color	—	White
Particle size	μm	10 or less
Coating thickness	μm	20 or less
Temperature limit	$^{\circ}\text{C}$	50 (Max.)
Specific gravity	—	0.98
Spray pressure	kg/cm^2	6.5
Spray rate	$\text{g}/10\text{sec}$	23




How to use

1. Please clean the contaminants on the surface that needs to be tested with cleaner(Mega Check).(Drying Time 5 ~10min)
2. Please spray the white paint (MP-35) evenly.
3. Please form the magnetizing current magnetic field.
4. Please spray the black magnetic particle spray (SM-15) evenly.
5. Please examine the testing area with naked eye




Testing Equipment & Magnetic particle Detecting Spray



Testing Object



1. Cleaning of Testing Object




2. Spray MP-35 (White Paint)



3. Forming the magnetizing current magnetic field



4. Spray SM-15 (black Magnetic particle)



5. Examine the defective area with naked eye

Cautions

Do not spray directly onto the face or food. Do not inhale or intake.

Keep it out of the reach of children.

As this is an inflammable product using high pressure gas, keep the following cautions carefully.

1. Do not spray directly toward open flame.
2. Do not use it near any heat sources such as radiators, heat registers, stoves, or other apparatus (including amplifiers) that produce heat.
3. Do not use it in an environment where there are explosive or inflammable materials.
4. Store the product in places where the temperature does not exceed 40°C.
5. After used in enclosed areas, be sure to ventilate.
6. Do not throw into a fire.
7. After use, throw it away after checking and removal the remaining gas in the container.
8. Do not store it in enclosed area.
9. Below 5°C, injection power may be poor.

※ This information can be amended without any notice according to new knowledge and test result. If there are any questions, please contact us or the store where you purchased it.

