




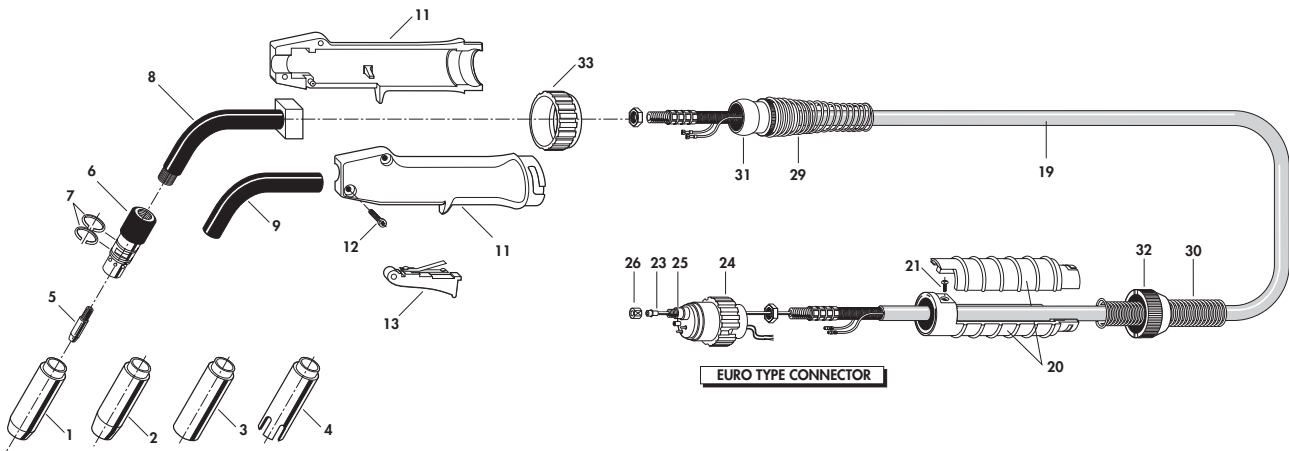


V VOLTAGE CLASS	I₂ MAX 60% CO ₂	I₂ MAX 60% ARGON CO ₂ (80/20)	V₂ ~		GAS 	AIR 
L	220	160	DC	mm 0,8÷1,0	l/1' 10÷15	aria

COMPLETE TORCHES

WITH EURO CONNECTOR "SPRING PINS"

Model	Part No	Length. m
RB.25.3.F	161.050.307	3
RB.25.4.F	161.050.407	4



SPARES

Pos.	Description	Part No	Bag	Pos.	Description	Part No	Bag
1	Gas nozzle i. Ø 13	179.105.103	10	20	Cable support (connector side)	156.101.103	1
2	Tapered nozzle i. Ø 11	179.109.102	10	21	Support screw	181.106.101	50
3	Cylindric nozzle i. Ø 16	179.104.102	10	23	3m steel liner for wires Ø 0.6/1.0	130.020.302	1
4	Pointing nozzle i. Ø 16	179.107.102	10	23	4m steel liner for wires Ø 0.6/1.0	130.020.402	1
5	Contact tip Ø 0.8 Cu	147.010.208	25	23	3m liner for Al. wires Ø 0.8/1.0 Teflon	134.110.302	1
5	Contact tip Ø 1.0 Cu	147.010.210	25	23	4m liner for Al. wires Ø 0.8/1.0 Teflon	134.110.402	1
5	Contact tip Ø 0.8 Cu-Cr	147.020.208	25	23	4m liner for Al. wires Ø 0.8/1.0 Carbo	134.030.402	1
5	Contact tip Ø 1.0 Cu-Cr	147.020.210	25	24	Locking ring	127.102.102	5
6	Gas diffuser	118.102.117	5	25	EURO connector (spring pins)	142.105.107	1
7	Elastic ring	101.101.102	20	26	Liner nut	117.101.101	10
8	Torch body with insulator	116.103.108	1	29	Spring (handle side)	141.106.110	1
9	WUKON insulating tube	140.104.103	1	30	Spring (connector side)	141.106.107	1
11	Handle case with screw and locking ring	137.100.110	1	31	Knuckle joint for handle	156.102.106	1
12	Handle case screw	181.103.105	50	32	Support locking ring	127.105.101	1
13	Complete bladeswitch	146.101.102	5	33	Locking ring	127.108.101	1
19	Cable for torch 3 m	108.250.302	1				
19	Cable for torch 4 m	108.250.402	1				

