

Product Data Sheet



LS-SE 202K

EAN 4047526032463

ID 32466

Welded steel heavy duty swivel castor, strong swivel head design, Heavy duty wheel with elastic solid rubber tyres 'Blickle EasyRoll', with welded steel wheel centre

Bracket:

Particularly rugged welded steel construction, with axial grooved ball bearing DIN 711 and tapered roller bearing DIN 720 in the swivel head, dust and splash-proof, fitted grease nipple, bolted and secured with a welded very strong central kingpin. Bolted wheel axle. Zinc-plated, yellow-passivated, Cr6-free.

Wheels:

Made of high-quality elastic solid rubber, in smooth rolling quality "Blickle EasyRoll", very high operational comfort, low-noise operation, low rolling resistance, very good floor preservation, vulcanised on the wheel centre.

Tread colours: black

Wheel centre/rim:

Pressed thick-walled steel, triple-welded, with tubular steel hub, lacquered. Vulcanised tyre.

Wheel centre colour: anthracite



Rolling resistance

■■■■□ Very good

Operating noise

■■■■□ Very good













Floor surface preservation

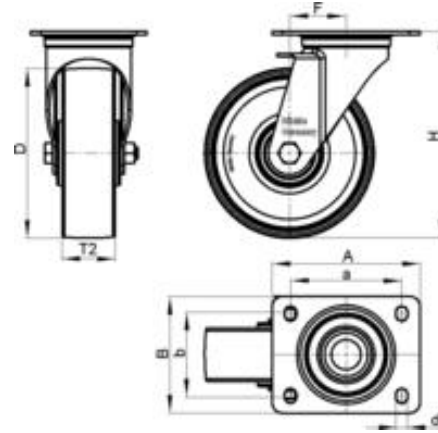
■■■■□ Very good

Product Data Sheet



Technical data

Plate size		175 x 140
Bolt hole spacing		140 x 105
Bolt hole Ø		14
Wheel Ø		200 mm (D)
Tyre width		80 mm (T2)
Load capacity		850 kg
Total height		255 mm (H)
Offset swivel castor		65 mm
unit weight		9,8 kg
Temperature resistance to		-25 ° C
Temperature resistance to		80 ° C
tread and tyre hardness		65° Shore A
Bearing type		Ball bearing



Product Data Sheet



Variants



LS-SE 202K-ST

Welded steel heavy duty swivel castor, strong swivel head design, with 'stop-top' brake, Heavy duty wheel with elastic solid rubber tyres 'Blickle EasyRoll', with welded steel wheel centre



LS-SE 202K-RI2

Welded steel heavy duty swivel castor, strong swivel head design, Heavy duty wheel with elastic solid rubber tyres 'Blickle EasyRoll', with welded steel wheel centre



LS-SE 202K-ST-RI4

Welded steel heavy duty swivel castor, strong swivel head design, with 'stop-top' brake, Heavy duty wheel with elastic solid rubber tyres 'Blickle EasyRoll', with welded steel wheel centre



LS-SE 202K-ST-RI2

Welded steel heavy duty swivel castor, strong swivel head design, with 'stop-top' brake, Heavy duty wheel with elastic solid rubber tyres 'Blickle EasyRoll', with welded steel wheel centre



LS-SE 202K-SG

Welded steel heavy duty swivel castor, strong swivel head design, Heavy duty wheel with elastic solid rubber tyres 'Blickle EasyRoll', with welded steel wheel centre



LS-SE 202K-RI4

Welded steel heavy duty swivel castor, strong swivel head design, Heavy duty wheel with elastic solid rubber tyres 'Blickle EasyRoll', with welded steel wheel centre



LS-SE 202K-ST-SG

Welded steel heavy duty swivel castor, strong swivel head design, with 'stop-top' brake, Heavy duty wheel with elastic solid rubber tyres 'Blickle EasyRoll', with welded steel wheel centre



LS-SE 202K-SG-RI2

Welded steel heavy duty swivel castor, strong swivel head design, Heavy duty wheel with elastic solid rubber tyres 'Blickle EasyRoll', with welded steel wheel centre



LS-SE 202K-ST-SG-RI2

Welded steel heavy duty swivel castor, strong swivel head design, with 'stop-top' brake, Heavy duty wheel with elastic solid rubber tyres 'Blickle EasyRoll', with welded steel wheel centre



LS-SE 202K-ST-SG-RI4

Welded steel heavy duty swivel castor, strong swivel head design, with 'stop-top' brake, Heavy duty wheel with elastic solid rubber tyres 'Blickle EasyRoll', with welded steel wheel centre

Product Data Sheet



Variants



LS-SE 202K-SG-RI4

Welded steel heavy duty swivel castor, strong swivel head design, Heavy duty wheel with elastic solid rubber tyres 'Blickle EasyRoll', with welded steel wheel centre