

Product Data Sheet



LO-G 150K

EAN 4047526035884

ID 35881

Welded steel heavy duty swivel castor, Cast iron wheel

Bracket:

Sturdy welded steel construction, with double ball bearing in the swivel head, additionally reinforced by the integration of four specially shaped and hardened bearing seats, swivel head seal with labyrinth design, fitted grease nipple, bolted and secured with a welded very strong central kingpin. Bolted wheel axle. Zinc-plated, blue-passivated, Cr6-free.

Wheels:

Made of rugged grey cast iron, machined tread and tread edges, with grease nipple, exceptionally low rolling and swivel resistance, outstanding wear resistance, lacquered.

Tread colours: silver grey

Wheel centre/rim: - Wheel centre colour: silver grey



Rolling resistance

■■■■■ Excellent

Operating noise

■□□□□ Sufficient













Floor surface preservation

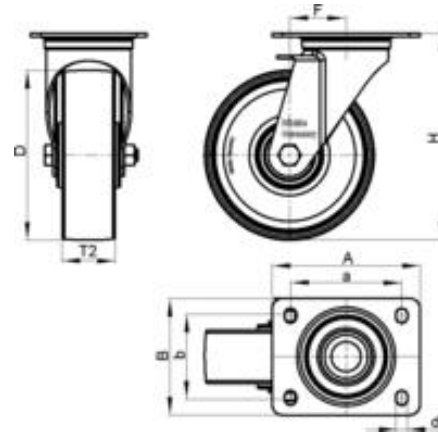
■□□□□ Sufficient

Product Data Sheet



Technical data

Plate size		140 x 110
Bolt hole spacing		105 x 75-80
Bolt hole Ø		11
Wheel Ø		150 mm (D)
Wheel width		50 mm (T2)
Load capacity		900 kg
Total height		200 mm (H)
Offset swivel castor		55 mm
unit weight		6,1 kg
Temperature resistance to		-25 ° C
Temperature resistance to		120 ° C
tread and tyre hardness		180 - 220 HB
Bearing type		Ball bearing



Product Data Sheet



Variants



LO-G 150K-ST

Welded steel heavy duty swivel castor with 'stop-top' brake, Cast iron wheel



LO-G 150K-RI2

Welded steel heavy duty swivel castor, Cast iron wheel



LO-G 150K-ST-RI4

Welded steel heavy duty swivel castor with 'stop-top' brake, Cast iron wheel



LO-G 150K-ST-RI2

Welded steel heavy duty swivel castor with 'stop-top' brake, Cast iron wheel



LO-G 150K-RI4

Welded steel heavy duty swivel castor, Cast iron wheel