



## MP-35

## NABAKEM MP-35 (WHITE DETECTOR FOR MAGNETIC PARTICLE TESTING)

Packaging Unit Aerosol 450mℓ/Can, 20cans/Box

:

### Features

---

When you want to detect with the normal magnetic particle, spray white paint on the surface of the object that needs to be tested and dry it. Then test by spraying SM-15 (Normal Magnetic particle). This product can make easier to find the minute defect by having clear Contrast. Since MP-35 (White Paint) can be removed with thinner after testing, it is very convenient.

### Component

MP-35 is composed with mixture of white powder and oil base.

### Uses

---

MP-35 (White Paint) maximizes the color contrast of SM-15 (Normal Magnetic particle) and makes easy to check with naked eye.

### How to Use

---

1. Please clean the contaminants on the surface that needs to be tested with cleaner(Mega Check).(Drying Time 5 ~10min)
2. Please spray the white paint (MP-35) evenly.
3. Please form the magnetizing current magnetic field.
4. Please spray the black magnetic particle spray (SM-15) evenly.
5. Please examine the testing area with naked eye


Testing Equipment & Magnetic particle Detecting Spray

Testing Object

1. Cleaning of Testing Object
2. Spray MP-35(White Paint)
3. Forming the magnetizing current magnetic field
4. Spray SM-15(black Magnetic particle)
5. Examine the defective area with naked eye



검사장비 및 자분탐상 스프레이



검사물



1. 검사물 세척





→ 2. MP-35(백색검사제) 스프레이 도포



3. SM-15(일반자분) 스프레이 도포 →



4. 자화전류 자장 형성



→ 5. 결함부위 육안 검사

## Cautions

- This flammable product uses high-pressure gas.
- Comply with following cautions.
1. Do not spray it toward flame.
  2. Do not use it near stove and heater.
  3. Do not use it in the room using fire.
  4. Do not keep in the place above 40°C
  5. Provide ventilation after using it in closed room.
  6. Do not throw it into fire.
  7. Punch the can after use and remove residual gas to throw it away.
  8. Do not keep it in the closed place.