

Product Data Sheet



LH-ALST 150K

EAN 4047526723194

ID 723197

Pressed steel swivel castor, heavy duty castors, with top plate fitting, Heavy duty wheel with Blickle Softhane® polyurethane tread, with aluminium wheel centre

Bracket:

Made of heavy pressed steel, with heavy fork and top plate, very strong bolted and secured central kingpin, double ball bearing in the swivel head, additionally reinforced by the integration of four specially shaped and hardened bearing seats resulting in a very high resistance to shock and impact loads. Bolted wheel axle. Bolted wheel axle. Zinc-plated, blue-passivated, Cr6-free.

Wheels:

Made of high-quality, reaction-injected polyurethane-elastomer Blickle Softhane®, very high operational comfort through the especially thick, elastic tread, low-noise operation, low rolling resistance, very good floor preservation, very high abrasion resistance, high cut and tear propagation resistance, very good chemical connection with the wheel centre.

Tread colours: green

Wheel centre/rim: Made of die-cast aluminium. Casted tread.

Wheel centre colour: silver grey



Rolling resistance

■ ■ ■ ■ □ Very good

Operating noise

■ ■ ■ ■ □ Very good







Floor surface preservation

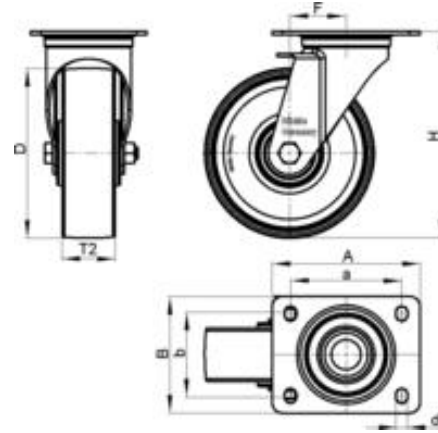
■ ■ ■ ■ □ Very good

Product Data Sheet



Technical data

Plate size		140 x 110
Bolt hole spacing		105 x 75-80
Bolt hole Ø		11
Wheel Ø		150 mm (D)
Wheel width		50 mm (T2)
Load capacity		500 kg
Total height		197 mm (H)
Offset swivel castor		65 mm
unit weight		3,8 kg
Temperature resistance to		-25 ° C
Temperature resistance to		70 ° C
tread and tyre hardness		75° Shore A
Bearing type		Ball bearing



Product Data Sheet



Variants



LH-ALST 150K-FI

Pressed steel swivel castor, heavy duty castors, with top plate fitting and 'stop-fix' brake, Heavy duty wheel with Blickle Softhane® polyurethane tread, with aluminium wheel centre



LH-ALST 150K-ST

Pressed steel swivel castor, heavy duty castors, with top plate fitting and 'stop-top' brake, Heavy duty wheel with Blickle Softhane® polyurethane tread, with aluminium wheel centre

Option:



RI-05.03

Directional lock