

Product Data Sheet



LS-GST 250K-ST

EAN 4047526115500

ID 755050

Welded steel heavy duty swivel castor, strong swivel head design, with 'stop-top' brake, Heavy duty wheel with Blickle Softhane® polyurethane tread, with cast iron wheel centre

Bracket:

Particularly rugged welded steel construction, with axial grooved ball bearing DIN 711 and tapered roller bearing DIN 720 in the swivel head, dust and splash-proof, fitted grease nipple, bolted and secured with a welded very strong central kingpin. Bolted wheel axle. Zinc-plated, yellow-passivated, Cr6-free.

Wheels:

Made of high-quality, reaction-injected polyurethane-elastomer Blickle Softhane®, very high operational comfort through the especially thick, elastic tread, low-noise operation, low rolling resistance, very good floor preservation, very high abrasion resistance, high cut and tear propagation resistance, very good chemical connection with the wheel centre.

Tread colours: green

Wheel centre/rim: Made of grey cast iron, lacquered. Casted tread.

Wheel centre colour: silver



Rolling resistance

■■■■□ Very good

Operating noise

■■■■□ Very good













Floor surface preservation

■■■■□ Very good

Product Data Sheet



Technical data

Plate size		175 x 140
Bolt hole spacing		140 x 105
Bolt hole Ø		14
Wheel Ø		250 mm (D)
Wheel width		60 mm (T2)
Load capacity		1200 kg
Total height		305 mm (H)
Offset swivel castor		75 mm
unit weight		kg
Temperature resistance to		-25 ° C
Temperature resistance to		70 ° C
tread and tyre hardness		75° Shore A
Bearing type		Ball bearing

