

Bobcat™ 3 Phase

**Gas Engine-Driven
Welder/AC Generator** 

Quick Specs

Applications

Generator power for:

- Farm or home backup
- Pivot irrigation systems
- Pumps
- Conveyors

Welding:

- Farm equipment repair
- General maintenance
- Fabrication

Processes

- Stick (SMAW)
- MIG (GMAW)
- Flux-cored (FCAW)
- DC TIG (GTAW)
- Non-critical AC TIG (GTAW)
- Air plasma cutting and gouging with optional Spectrum models

Output Range

Stick/TIG 40–225 A MIG/flux-cored (CV) 19–28 V

Generator Power Output Rated at 104°F (40°C)

- 3-Phase: 11,000 watts peak, 10,000 watts continuous
- 1-Phase: 11,000 watts peak, 9,500 watts continuous

Net Weight 495 lb. (225 kg)

**Accu-Rated™ – Not Inflated
Generator Power**

For farm and ranch owners in need of single- and three-phase power. Designed to run 480-volt three-phase pivot irrigation systems or to provide backup power for home, farm and ranch.

Designed for reliability. From Appleton, Wis. USA, our welder/generators are the most rugged, durable and long-lasting in the industry. We manufacture them to exceed requirements for extreme working conditions and they are hard-working from the core:

- Copper windings and iron generator components for a quality-built machine
- Lugged — not soldered — heavy internal leads for better field durability
- Superior cooling technology for maximum performance and engine life
- Super-tough armor to protect the welder/generator from accidental impact
- Protective armor doors to cover the weld studs and receptacles as required by OSHA and CSA for jobsite safety
- Lift hook integrated into the center frame, which bolts to the machine's base for greater durability

Long runtimes. Large 12-gallon fuel capacity means many hours of run time before refueling.

Versatile AC and DC weld output.

Provides quality welds on all types of metals. DC is smooth and easy to run while AC stick is used when arc blow occurs.



Easier maintenance compared to previous model. With its intuitive design, the daily maintenance of our Bobcat welder/generators is faster and easier. With front panel maintenance displays, you know when your equipment needs to be serviced. And servicing is simple because of:

- Oil checks that can be performed from the top by the front panel
- Toolless panels that allow for quick access
- Single-side fuel fill and oil drain/filter



Quieter and better sound compared to previous model. Significant improvements in sound level and quality offer better jobsite communication, which provides a safer, more efficient working environment for you and your crew. Bobcat welder/generators have rotated the engine toward the front to create more efficient airflow, resulting in significantly quieter operation. Now you can start your job earlier in the day and end it later, as well as work around hospitals, businesses, and residential areas.



Smaller and lighter design compared to previous model. Bobcat welder/generators take up less space on trucks and trailers — leaving more room on your truck for other equipment and tools. Plus, they're easier to move safely around jobsites — even with weld cables and running gear attached.



Welder/generator is warranted for three years, parts and labor.
Engine is warranted separately by the engine manufacturer.




Miller Electric Mfg. LLC
An ITW Welding Company
1635 West Spencer Street
P.O. Box 1079
Appleton, WI 54912-1079 USA

Equipment Sales US and Canada
Phone: 866-931-9730
FAX: 800-637-2315
International Phone: 920-735-4554
International FAX: 920-735-4125

MillerWelds.com




The Bobcat™ Advantage




Reversed generator flow

Exclusive engine and generator packaging design operates cooler and more efficiently. The engine is rotated towards the front to create more efficient airflow. More efficient airflow and exclusive engine location are significant contributors to reduced sound level and size reduction. Hot air recirculation is eliminated when machine is mounted in tight spots, and internal parts are kept cool for optimal performance.

The Bobcat™ Generator Power Advantage

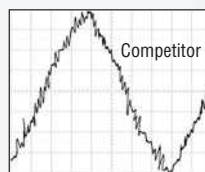
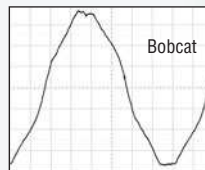
Accu-Rated™ — not inflated generator power

Our Accu-Rated™ 11,000 watts of *usable* peak power is delivered for a minimum of 30 seconds. Accu-Rated means peak power is usable for maximum generator loads such as plasma cutting, Millermatic® MIG welders and motor starting. Accu-Rated peak power beats the competition's very short-duration peak or surge power. Use your peak power, it's more than a number.



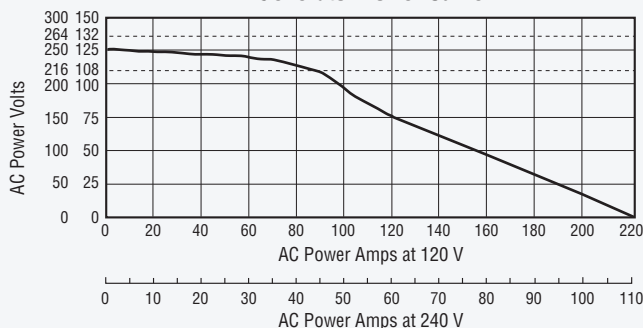
Smooth power — not spike power

Revolutionary ten-degree skewed-rotor design optimizes generator performance for smoother power — not spiked power found with other brands. Better power — better performance.



Waveform Comparison

Generator Power Curve



Tools and motors are designed to operate within 10 percent of 120/240 V. The power generator of the Bobcat provides strong power while keeping the voltage within 10 percent of 120/240 V. **This increases tool/motor performance and life.**

Typical equipment power usage

Bobcat welder/generators will easily start and run the following equipment:

Equipment	Starting Watts	Running Watts
Barn Cleaner (5 hp)	11,600	3,000
Silo Unloader (5 hp)	12,200	4,300
Portable Conveyor (1/2 hp)	3,400	1,000
Milker (5 hp)	10,500	2,800
Hand Drill (1/2 inch)	600	600
Circular Saw (8-1/4 inch)	1,400	1,400
Air Compressor (1-1/2 hp)	8,200	2,200
Flood Lights (Vapor)	1,250	1,000
Refrigerator/Freezer	2,200	700
Sump Pump	1,300	800
Millermatic® 212 Auto-Set™ MIG Welder (230 V)	6,500	6,500
Spectrum® 625 X-TREME™ (30 A, 230 V, 1/2-inch cut)	6,900	6,900

To select a generator that has enough power output in watts, add the watts for the items you want to simultaneously run. Tools and appliances with induction motors may require three to seven times the listed wattage when starting. All data listed is approximate — check your tool/appliance for specific wattage requirements.

Specifications (Subject to change without notice.)



Welding Mode	Process	Amp/Volt Ranges	Rated Output at 100% Duty Cycle (at 104°F/40°C)*	Generator Power		Sound Levels at Max. Load/ at 150 Amps	Dimensions	Net Weight**
CC/AC	Stick/TIG	40–225 A	200 A at 25 V	Single-phase Peak: 11,000 watts Continuous: 9,500 watts 120/240 V, 84/42 A	Three-phase Peak: 11,000 watts Continuous: 10,000 watts 480 V, 13 A	73.5 dB/72 dB	H: 28 in. (711 mm) H: 32.75 in. (832 mm) <i>(to top of exhaust)</i> W: 20 in. (508 mm) D: 40.5 in. (1,029 mm)	495 lb. (225 kg)
CC/DC	Stick/TIG	40–210 A	210 A at 25 V					
CV/DC	MIG/FCAW	19–28 V	200 A at 20 V					

*Rated at sea level. **Net weight without fuel.

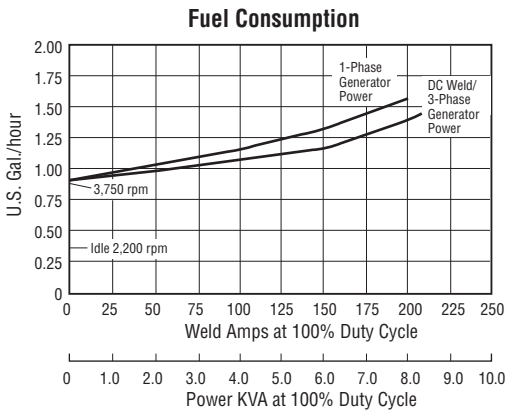
Certified by Canadian Standards Association to both the Canadian and U.S. Standards.

Engine Specifications (Engines warranted separately by the engine manufacturer.)

Engine Brand and Warranty	Horsepower (HP)	Type	Weld Speed	Idle Speed	Fuel Capacity	Oil Capacity	Standard Shutdowns
Kohler CH730, 3-year warranty	23.5 hp at 3,600 rpm	Twin-cylinder, four-cycle overhead valve, industrial air-cooled, gasoline*	3,600 rpm	2,300 rpm	12 gal. (45 L)	1.5 qt. (1.4 L)	Low oil pressure

*Fuel stabilizer is recommended for gas engines that are used infrequently.

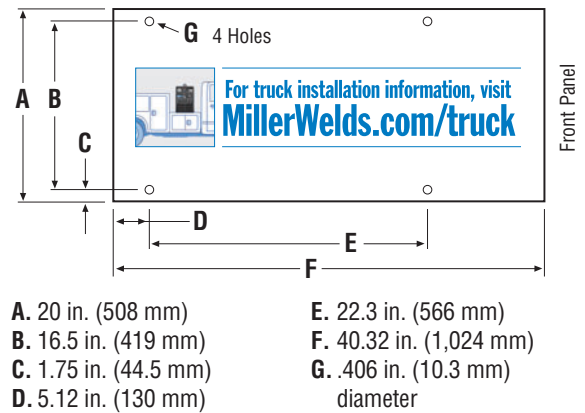
Performance Data



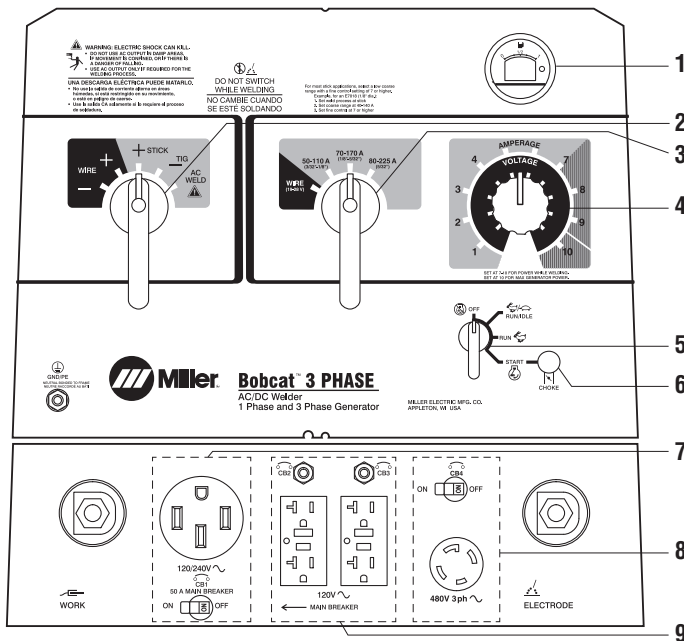
Fuel Consumption Data

- 12-gallon fuel capacity.
- On a typical job using 1/8-inch 7018 electrodes (125 A, 20% duty cycle) expect about 20 hours of operation.
- Welding at 150 A, 40% duty cycle uses approximately 3/4 gallon per hour — about 16 hours of operation.
- Under a continuous load of 4,000 watts of generator power, the Bobcat would run for about 14 hours of operation.

Mounting Specifications



Function and Benefit Guide



1. **Maintenance display** provides fuel level, engine hours and oil change interval information.
2. **Weld process selector switch** makes choosing between stick, wire and TIG processes easy. Switch also automatically changes polarity with process selection to make sure the machine is easy to set with little effort or knowledge.
3. **Coarse range control.** Three stick/TIG and one wire range are available for output control. Stick/TIG ranges are designed to electrode diameters (3/32, 1/8, and 5/32 inch) making these models **very easy to set.**
4. **Fine adjust control** makes it easy to fine tune amperage within a coarse range. Set control above 7 for best power while welding and to 10 for generator-only use.
5. **Engine control switch** is used to start the engine and then select between auto idle and high speed lock positions.
6. **Engine choke control** is used for easy engine starting.
7. **120/240 V receptacle with circuit breaker.** (For matching plug, order **119172.**)
8. **480 V receptacle with circuit breaker.** (For matching plug, order **165963.**)
9. **120 V GFCI receptacles with circuit breakers.**

Genuine Miller® Accessories (For additional options and accessories, see Bobcat literature ED/4.4)

GFCI Receptacles 300975 Field
Kit contains two GFCI 120 V duplex receptacles.

Electric Fuel Pump 300976 Field
Recommended for gas engine operations at altitudes above 5,000 feet. Improves engine starting and high-output performance.

Spark Arrestor 300924 Field
Mandatory when operating on California grasslands, brush or forest-covered land, and all national forests. For other areas, check your state and local laws.

Full KVA Adapter Cord 300517 Field
NEMA 14-50P to NEMA 6-50R. Adapts engine drive 120/240 V plug to common Millermatic® and Spectrum® 240 V plug.

Full KVA Plug 119172 Field
120/240 V, 50 A plug (NEMA 14-50P) to fit full KVA receptacle.

Full KVA 3-Phase Plug 165963 Field
480 V, 30 A plug (NEMA L16-30P) to fit 3-phase receptacle.

Engine Tune-Up Kit 230015 Field
Includes spark plugs and engine filters.
Order from Miller Service Parts.

SuitCase® X-TREME™ Wire Feeders
See literature M/6.42.

Dynasty® 210 Series TIG Welders
See literature AD/4.81.

Spectrum® Plasma Cutters
See literature PC/9.2, PC/9.6 and PC/9.8.



Never Flat™ Tires

Available on Bobcat and Trailblazer running gear.

- Eliminate costly jobsite downtime

- Maintain constant tire pressure and will not develop flats
- Protect against punctures
- Preserve maneuverability, even when weighed down with heavy welding cable



Off-Road Running Gear 300909 w/inner tubes
300910 w/Never Flat tires
Includes four heavy-duty 15-inch tires and a rugged handle to provide maximum maneuverability.



Off-Road Running Gear with Protective Cage and Never Flat Tires 300912
Running gear and rugged cage with cable holders protects your investment and is easy to move around the jobsite.



Multi-Terrain Running Gear 300913 w/inner tubes
300914 w/Never Flat tires
Includes two heavy-duty 15-inch tires, two 8-inch rubber swivel casters and a

heavy-duty handle. Recommended for all surfaces and applications.

Protective Cage with Cable Holders 300921
Rugged cage with cable holders protects your investment. Can be used with running gear, gas cylinder mounting assembly, or with trailer.

Protective Covers

300919 For models **without** protective cage or running gear (shown)

300920 For models **with** protective cage and/or running gear

Heavy-duty, water-resistant and mildew-resistant covers protect and maintain finish of the welder.

HWY-Mid Frame Trailer 301438

A 1,424-pound (646 kg) capacity highway trailer. Includes jack stand, fenders, lights, and dual hitch with 2-inch (50 mm) ball hitch and 3-inch (76 mm) lunette eye. Shipped unassembled.

Cable Tree 043826

Provides an area to conveniently wrap weld cables and extension cords.

2-In-1 Document/Fire Extinguisher Holder 301236

Stores documents and holds a five-pound fire extinguisher.

Ordering Information

Equipment and Options	Stock No.	Description	Qty.	Price
Bobcat™ 3 Phase	907505	Kohler engine with GFCI receptacles		
GFCI Receptacles	300975	Field		
Electric Fuel Pump	300976	Field. Recommended for gas engine operations at altitudes above 5,000 feet		
Spark Arrestor	300924	Field		
Full KVA Adapter Cord	300517	Field		
Full KVA Plug	119172	Field		
Full KVA 3-Phase Plug	165963	Field		
Engine Tune-Up Kits	230015	Field. For Kohler CH 730. <i>Order from Miller Service Parts</i>		
MIG/Flux-cored/TIG Welding		See above		
Plasma Cutting		See above		
Accessories				
Off-Road Running Gear		See above		
Multi-Terrain Running Gear		See above		
Protective Cage w/Cable Holders	300921			
Protective Covers		See above		
HWY-Mid Frame Trailer and Accessories		See above		

Date:

Total Quoted Price:

Distributed by:

